

COMPUTER SCIENCE & IT



GATE / PSUs

STUDY MATERIAL

C PROGRAMMING



eii ENGINEERS
INSTITUTE OF INDIA



COMPUTER SCIENCE & IT

GATE & PSUs

STUDY MATERIAL

C Programming

CONTENT

1. INTRODUCTION TO C-PROGRAMMING	03-47
2. ARRAY, STRING, STRUCTURE, UNION R MODEL	48-63
3. FUNCTION	64-71
4. POINTERS IN C	72-122



CHAPTER-1

INTRODUCTION TO C-PROGRAMMING

Introduction to C- Programming

- C is structured programming language used for system programming as well as application programming.
- C follow procedure oriented modular approach. It means problems are divided into module and each module is individual entity.

Sample program in C

```
#include <stdio.h>
    main ( )          /*..... Line2 ..... */
    {                 /*..... Line3 ..... */
/*.... display .... */ /*..... Line4 ..... */
    printf("hello");  /*..... Line5 ..... */
/* ... display ends ... */ /*..... Line6 ..... */
    }                 /*..... Line7 ..... */
```

Figure : A program to print "hello"

In the above figure first line informs the system that the standard input and output library is included in program.

When the above program executed, it will print hello on to the display screen.

(1) In the above figure, first line is used for including input/output library function. <stdio.h> is standard input output library. However, this is not necessary for the functions printf and scanf.

→ In the above figure, second line informs the system that the name of function is main ().

Note: In C programming, the execution starts at main () function. Every C program should have exactly one main () function.

→ Here, main () function have empty pair of parenthesis. It means in this program, it will not take any argument.

→ At the end of first line we have /* ... line 1 ... */. This is comment. These are used in a program to enhance its readability and understanding.

Note: The lines beginning with /* and ending with */ knows as comment lines. Comments lines are not executable statement and therefore anything between /* and */ is ignored by the compiler.

*** We cannot have comments inside comment. Once the compiler finds an opening token, it ignores everything until it finds a closing token. The below comment line time is not valid.**

```
/* ..... /* ..... */ ..... */
```

Therefore, result and error.

* Comment do not affect the execution speed of programs.

→ The opening brace “{” in the second line marks the beginning of the main () function.

→ At third line we have comment that tells to reader of program that next code is used for displaying of data.

→ At fourth line, we have printf () function that is used to display the string or value of variable.

Here, It is used to display the hello string.

→ At fifth line, we have closing brace of main function.

Note: C does make a distinction between uppercase and lowercase letter.

For example: printf and PRINTF are not the same.

Main () function

- Every program in C must have exactly one main function.
- There main () function is used to tell compiler where the program starts.
- There are many forms of main are there:
 - main ()
 - int main ()
 - void main ()
 - main (void)
 - void main (void)
 - int main (void)
 - main (int argc, char * argv [])

Note: The last form of main is used to take command line argument. Here argc specified number of argument and argv is array of argument.

define directive

⇒ A # define is a pre-processor directive

⇒ # define lines should not end with a semicolon.

⇒ A # define instruction defines value to a symbolic constant for use in the program.

⇒ Symbolic constant always written in upper case letter. We can't change the value of symbolic constant during the execution of programs.

A symbolic constant can defined following manner

define symbolic-name value of constant.

Example: Write a program in C that calculate the area of circle.

```
/* ... calculating area of circle... */
```

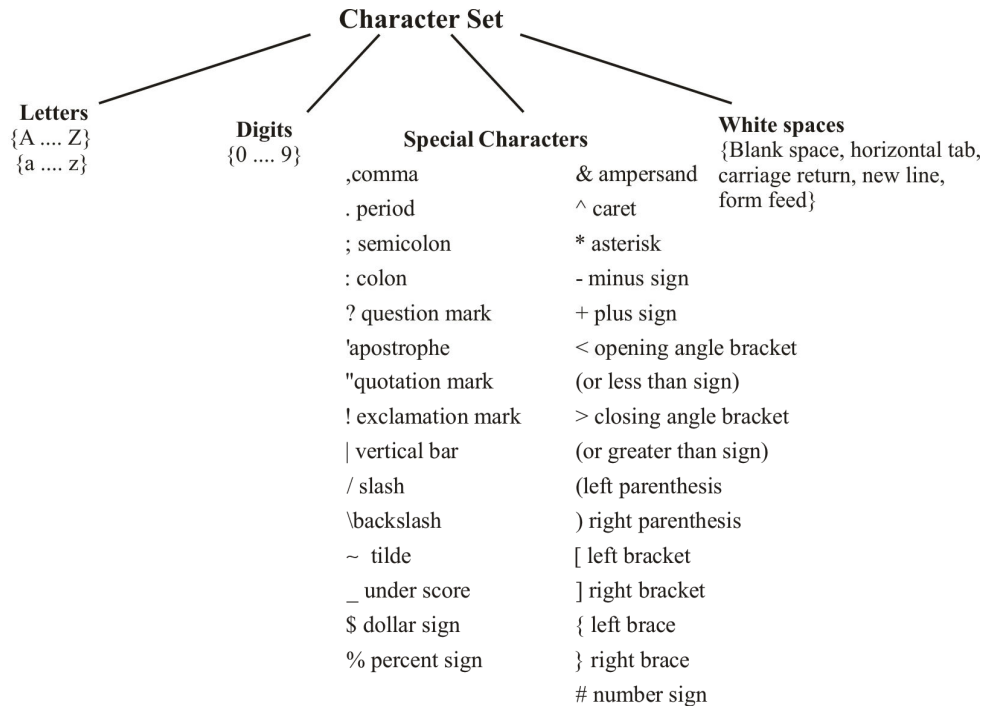
```
# define PI 3.14 /* symbolic constant declaration */
```

```
main ( )  
{  
    int radius;  
    float area;  
    radius = 12;  
    area = PI * radius * radius;  
}
```

→ At first line we declare the symbolic constant PI to 3.14. We can't change the value in between program.

Character set in C

- The characters are used in words, variable name, expression. The character in C grouped into following categories.



Note: The compiler ignores white space unless they are a part of a string constant. White spaces may be used to separate words, but are prohibited between characters of keywords and identifiers.

Trigraph Characters

- Many keyboards don't support all the characters. So trigraph characters are used to enter certain characters that are not available in some keyboards.
- Each trigraph sequence consists of three characters. Two question mark followed by another character.

Example:

If keyboard doesn't support # sign then we can use.

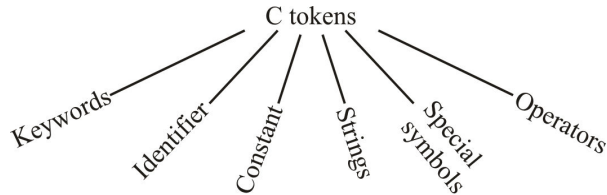
?? = to denote # sign

- The following table shows the other trigraph sequence that represents the corresponding characters:

Trigraph sequence	Translation
?? =	# number sign
?? ([Left bracket
??)] right bracket
?? <	{ Left brace
?? >	} right bracket
?? !	vertical bar
?? /	\ back slash
?? -	~ tilde

Tokens in C

- In a C program the smallest individual units are known as C tokens. C has six types of tokens. C programs are written using these tokens and the syntax of the language.



Keywords

- Every C word is either a keyword or an identifier.
- Meaning of keywords are fixed and can't be changed.
- All keywords must be written in lower case.
- These are the following keywords.

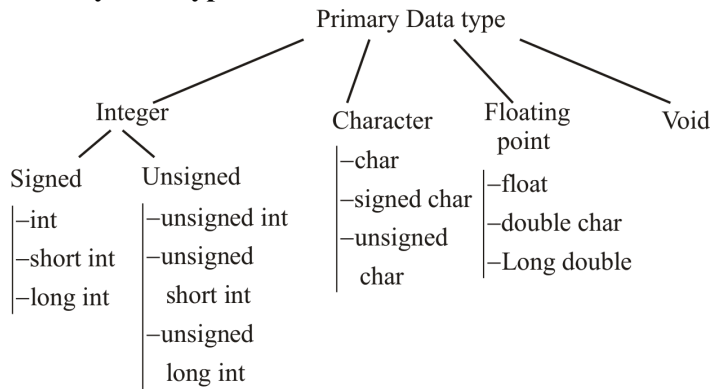
break	else	long	switch
case	enum	register	typedef
char	extern	return	union
const	float	short	unsigned
continue	for	signed	void
default	goto	sizeof	volatile
do	if	static	while

Identifiers

- Identifiers refer to the names of variables, functions and arrays. These are user-defined names and consist of a sequence of letters and digits, rules for identifiers:
 1. First character must be an alphabet (or underscore)
 2. It must consist of only letters, digits or underscore.
 3. Only first 31 characters are significant
 4. We can't use keyword names as identifiers
 5. It must not contain white space.

Constants

Constants are fixed values that do not change during the execution of programs.

Primary data type








Type	Size (bits)	Range
char or signed char	8	-128 to 127
unsigned char	8	0 to 255
int or signed int	16	-32,768 to 32,767
unsigned int	16	0 to 65535
short in or signed short int	8	-128 to 127
unsigned short int	8	0 to 255
long int or signed long int	32	-2,147, 483, 648 to 2, 147, 483, 647
unsigned long int	32	0 to 4, 294, 967, 295
float	32	3.4e – 38 to 3.4e + 38
double	64	1.7e – 308 to 1.7e + 308
long double	80	3.4e – 4932 to 1.1e + 4932

Declaration of variables

- Declaration of variable have two significance,
 - (a) It tells the compiler what the variable name is
 - (b) It specifies what type of data the variable will hold.
- The declaration of variables must be done before they are used in the program declaration of variable have following form:

`data-type V1 V2,..., Vn;`

Published Books



Classroom Batches

Online Classes

Postal Course Classes

Online Test Series

Office: 58B, Kalu Sarai Near Hauz Khas Metro Station New Delhi-16

Helpline: 9990657855 , 9990357855

www.engineersinstitute.com